

THE ASSOCIATION OF INDEPENDENT SCHOOLS OF WESTERN AUSTRALIA



Independent Enrolments in Perth Western Australia

2006 Australian National Census

The Australian National Census in 2006 contained questions pertaining to the different schools in which students were enrolled for 2006.

This data provides the information to compare the levels of participation of students in Western Australia in the different sectors of education and the distribution of these schools in areas of Western Australia.

The three sectors are Government schools, Catholic institutions and the independent sector of education.

The data also allows a comparison of different levels of education and the distribution of the student population between these three main categories. Our main focus is the participation in the independent schools sector. These schools are distributed throughout the state in rural, remote and metropolitan locations varying in ages from pre-primary through to Year 12.

Primary School Enrolments

The data shows that in 2006 there were 20% of primary school students and infants attending Catholic schools and 13% attending schools within the independent sector. This means approximately one third of students at primary school level within Western Australia attend non-government schools. The census also showed that this number has increased since 2000 especially within the independent sector with more infant and primary age student entering into independent schooling at earlier ages than in previous years.

Secondary School Enrolments

Almost half of the students enrolled in Western Australia in 2006 were enrolled in non-government institutions. A quarter of students not in government education are educated in the independent sector.

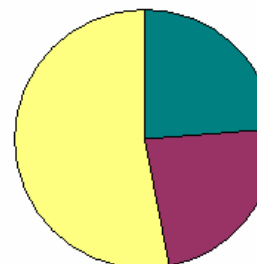
Western Australian has one of the highest percentages of students in non-government institutions at the secondary level. This has continued to increase since the last census with more schools and placements becoming available at independent schools.

Infant and Primary School Enrolments by Sector in Capital City



■ Independent (13%) ■ Catholic (20%) ■ Government (67%)

Secondary School Enrolment by Sector in Capital City



■ Independent (24%) ■ Catholic (23%) ■ Government (53%)

Source: 2006 National Census—Australian Bureau of Statistics (ABS)

THE ASSOCIATION OF INDEPENDENT SCHOOLS OF
WESTERN AUSTRALIA

Postal Address: PO Box 1817, Osborne Park DC, 6916
Suite 3, 41 Walters Drive, Osborne Park, WA, 6017.

Ph: (08) 9441 1600

Fax: (08) 9244 2786

E-mail: admin@ais.wa.edu.au

Internet URL: [Http://www.ais.wa.edu.au](http://www.ais.wa.edu.au)

THE ASSOCIATION OF INDEPENDENT SCHOOLS OF WESTERN AUSTRALIA



Changing Numbers of Schools in Western Australia

2005 Data

This data was collected in 2005 from an Australia wide survey on education and schooling. In 2005, the non-government schools collectively made up 291 of the total 1068 schools in Western Australia. 132 of these were from the independent sector of schooling and 159 from the catholic sector.

This means that in Western Australia in 2005, a quarter of the schools available were in the non-government sector with 777 government schools in the state.

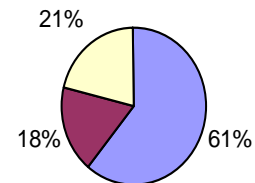
2006 Data

In 2006, the data shows that there were 137 independent schools and 159 Catholic institutions in Western Australia. Approximately 56,373 student are in the independent sector of education. That means just under 40% of schools in Western Australia are not in the government sector of education with 771 government schools in the state.

Growth Comparison

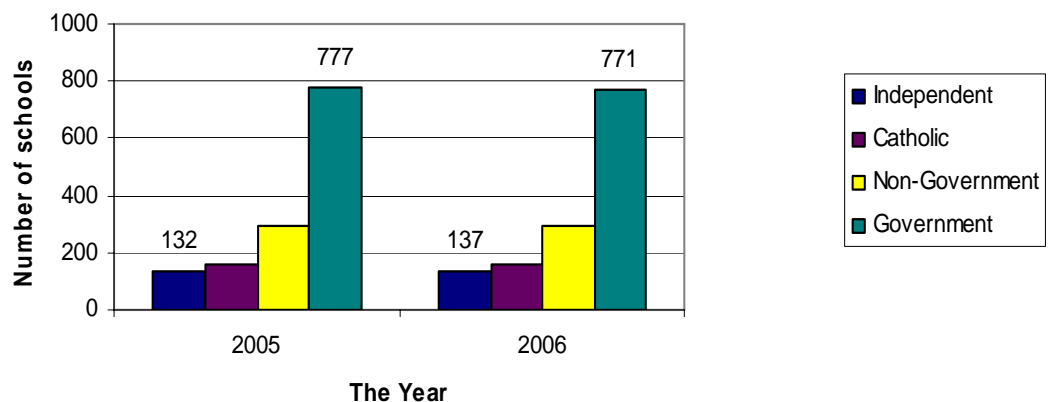
Though the number of Catholic schools has stayed the same the changes in the independent and Government sectors are important. The growth of independent schools and the decline in government schools is projected to continue over the next decade as the independent sector becomes a more popular option for parents.

Number of Students in Each Sector



Legend: Government (blue), Catholic (red), Independent (yellow)

The Growth of Schools Sectors in Western Australia



Source: Australian Bureau of Statistics (ABS) 'Schools Australia' 2005 and 2006

THE ASSOCIATION OF INDEPENDENT SCHOOLS OF
WESTERN AUSTRALIA

Postal Address: PO Box 1817, Osborne Park DC, 6916
Suite 3, 41 Walters Drive, Osborne Park, WA, 6017.

Ph: (08) 9441 1600

Fax: (08) 9244 2786

E-mail: admin@ais.wa.edu.au

Internet URL: [Http://www.ais.wa.edu.au](http://www.ais.wa.edu.au)

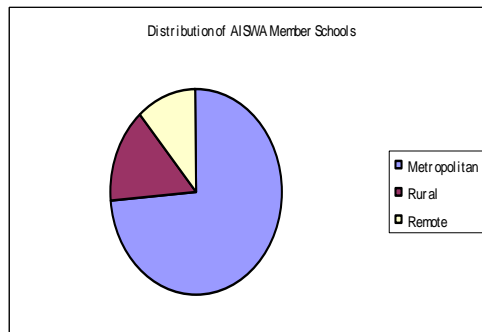
THE ASSOCIATION OF INDEPENDENT SCHOOLS OF WESTERN AUSTRALIA



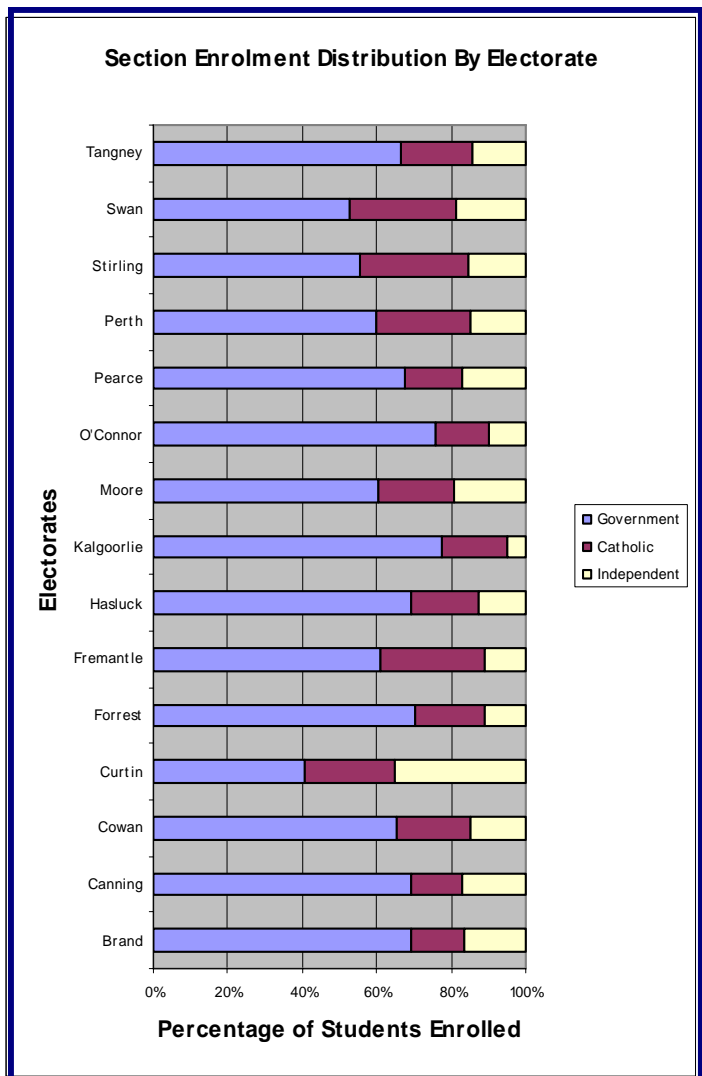
Sector Distribution by Western Australian Electorate

Electoralates and the Distribution of Students by Sector

Through all of the major electoralates and regions in Australia there has been a growth in independent schools and students attending these schools. This is true for both rural and remote locations as well as the metropolitan areas in Perth. Even remote regions in the electoralate of Kalgoorlie still have an independently schooled student population of over 1000 students. There is approximately 35% of independent schools positioned within these rural and remote locations in Western Australia.



	Government	Catholic	Independent
Brand	14683	2942	3539
Canning	16104	3238	3957
Cowan	14732	4517	3376
Curtin	6880	4074	5976
Forrest	15135	4030	2382
Fremantle	10434	4750	1896
Hasluck	13005	3352	2368
Kalgoorlie	16570	3746	1009
Moore	11808	3985	3779
O'Connor	14438	2640	1924
Pearce	16948	3755	4326
Perth	8374	3563	2107
Stirling	8330	4340	2286
Swan	6880	3708	2411
Tangney	12615	3733	2671



Source: Australian Bureau of Statistics (ABS) 'Schools Australia' 2005 and 2006

THE ASSOCIATION OF INDEPENDENT SCHOOLS OF
WESTERN AUSTRALIA

Postal Address: PO Box 1817, Osborne Park DC, 6916
Suite 3, 41 Walters Drive, Osborne Park, WA, 6017.

Ph: (08) 9441 1600

Fax: (08) 9244 2786

E-mail: admin@ais.wa.edu.au

Internet URL: [Http://www.ais.wa.edu.au](http://www.ais.wa.edu.au)